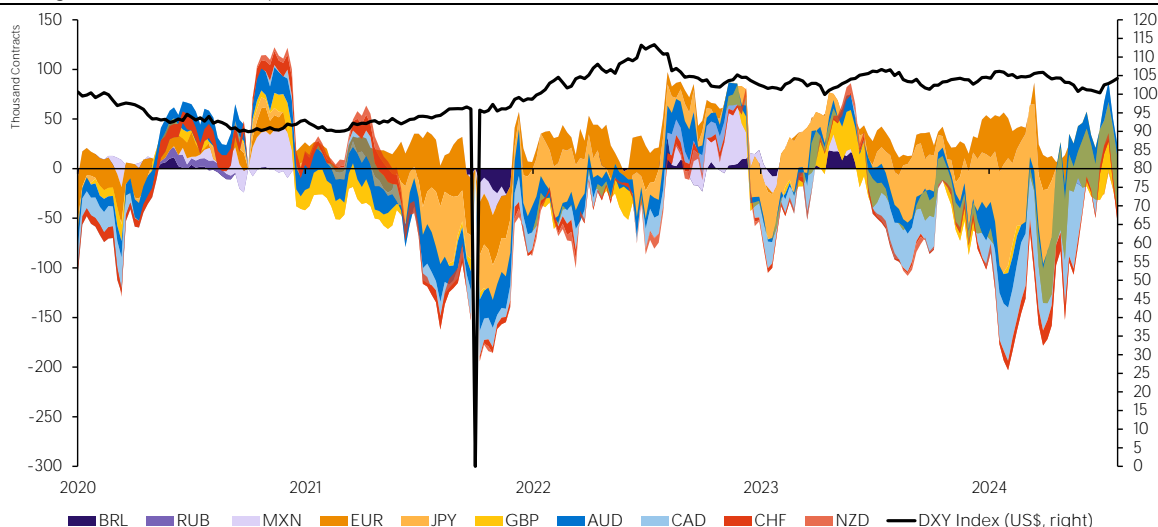


Hedgepoint - Commitment of Traders - FX

2-Nov-aa

Leveraged Funds Net Position (Speculators)



How to read this report?

PT

En

Dealers: These participants are what are typically described as the "sell side" of the market. Though they may not predominately sell futures, they do design and sell various financial assets to clients. They tend to have matched books or offset their risk across markets and clients. Futures contracts are part of the pricing and balancing of risk associated with the products they sell and their activities. These include large banks and dealers in securities, swaps and other derivatives.

Buy-Side

Asset Manager: These are institutional investors, including pension funds, endowments, insurance companies, mutual funds and those portfolio/investment managers whose clients are predominantly institutional.

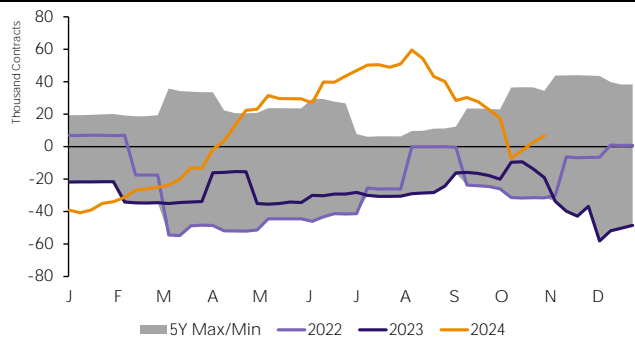
Leveraged Funds: These are typically hedge funds and various types of money managers, including registered commodity trading advisors (CTAs); registered commodity pool operators (CPOs) or unregistered funds identified by CFTC.

Other Reportable: Reportable traders that are not placed into one of the first three categories are placed into the "other reportables" category. The traders in this category mostly are using markets to hedge business risk, whether that risk is related to foreign exchange, equities or interest rates. This category includes corporate treasuries, central banks, smaller banks, mortgage originators, credit unions and any other reportable traders not assigned to the other three categories.

Brazilian Real USD/BRL

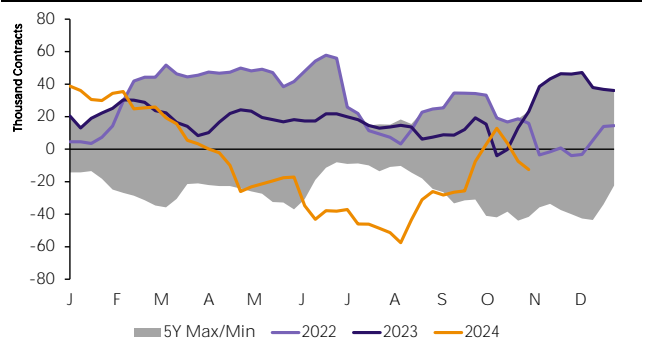
As of	Open Interest	USD/BRL	Buy-Side									Sell-Side			Total Positions		
			Asset Managers			Leveraged Funds			Other Reportables			Dealers					
			Long	Short	Net	Long	Short	Net	Long	Short	Net	Long	Short	Net			
10/29/2024	58,681	5.868	11,861	24,417	-12,556	12,432	12,616	-184	10,241	4,105	6,136	16,959	10,232	6,727	55,476	55,353	123
10/22/2024	51,640	5.707	11,158	18,564	-7,406	13,408	12,856	552	10,194	5,793	4,401	12,904	10,231	2,673	49,208	48,988	220
10/15/2024	49,152	5.691	16,498	12,916	3,582	9,914	11,019	-1,105	9,073	9,378	-305	9,323	11,686	-2,363	46,507	46,698	-191
10/8/2024	57,608	5.613	22,534	9,716	12,818	14,097	16,008	-1,911	7,778	11,846	-4,068	9,596	16,777	-7,181	55,010	55,352	-342
10/1/2024	78,123	5.456	16,684	13,754	2,930	11,326	32,514	-21,188	7,981	8,726	-745	30,742	13,053	17,689	74,398	75,712	-1,314
9/24/2024	68,689	5.433	15,668	23,170	-7,502	8,385	27,868	-19,483	9,340	5,663	3,677	30,073	7,250	22,823	65,806	66,291	-485
9/17/2024	66,659	5.510	13,128	38,793	-25,665	8,204	14,795	-6,591	8,364	3,758	4,606	32,285	4,620	27,665	63,994	63,979	15
5Y Max	123,212	5.886	59,331	65,240	57,812	42,835	53,004	10,393	10,241	11,846	6,136	63,473	59,673	59,543	120,960	120,334	6,527
5Y Min	20,169	3.146	430	362,769	-57,523	1,662	1,876	0	135	360	-4,068	0	0	-58,117	11,078	12,706	-14,033

Dealers



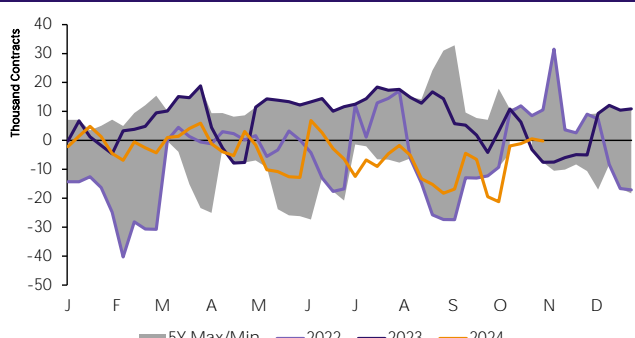
Source: CFTC

Asset Managers



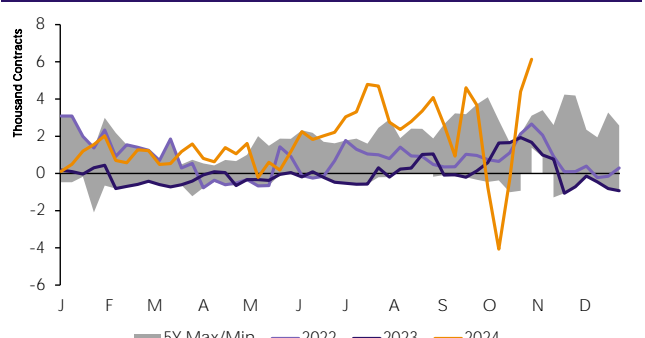
Source: CFTC

Leveraged Funds



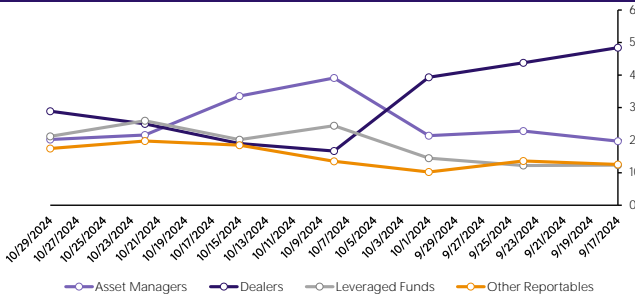
Source: CFTC

Other Reportables

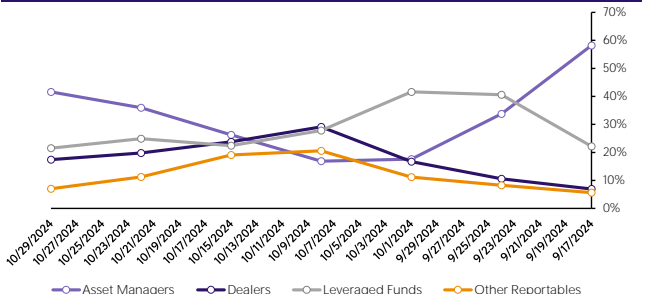


Source: CFTC

Long Positions as % of Open Interest



Short Positions as % of Open Interest

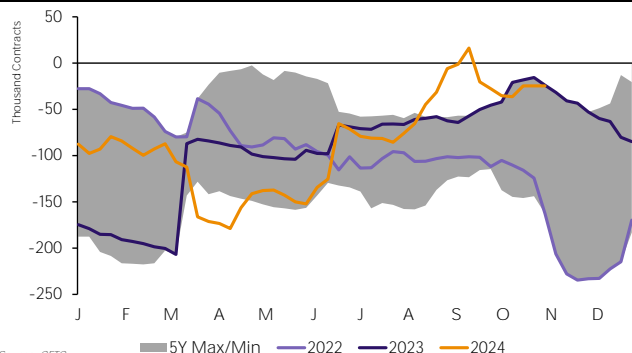


This document has been prepared by Hedgepoint Global Markets LLC and its affiliates ("HPGM") solely for informational and instructional purposes, without the purpose of instituting obligations or commitments to third parties, nor is it intended to promote an offer, or solicitation of an offer of sale or purchase relating to any securities, commodities interests or investment products. Hedgepoint Commodities LLC ("HPC"), a wholly owned entity of HPGM, is an Introducing Broker and a registered member of the National Futures Association. The trading of commodities interests such as futures, options, and swaps involves substantial risk of loss and may not be suitable for all investors. Past performance is not necessarily indicative of future results. Customers should rely on their own independent judgement and outside advisors before entering in any transaction that are introduced by the firm. HPGM and its associates expressly disclaim any use of the information contained herein that directly or indirectly result in damages or damages of any kind. In case of questions not resolved by the first instance of customer contact (client.services@hedgepointglobal.com), please contact our internal ombudsman channel (ombudsman@hedgepointglobal.com) or 0800-878-8408(ouvidoria@hedgepointglobal.com) (only for customers in Brazil).

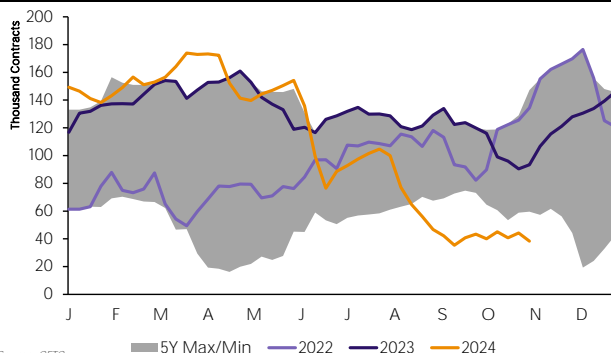
Mexican Peso USD/MXN

As of	Open Interest	USD/MXN	Buy-Side									Sell-Side			Total Positions		
			Asset Managers			Leveraged Funds			Other Reportables			Dealers					
			Long	Short	Net	Long	Short	Net	Long	Short	Net	Long	Short	Net	Long	Short	Net
10/29/2024	58,681	20.267	76,376	38,034	38,342	46,126	49,486	-3,360	1,643	8,421	-6,778	8,766	33,410	-24,644	158,121	154,561	3,560
10/22/2024	151,373	19.950	74,584	30,279	44,305	41,377	50,421	-9,044	1,161	8,878	-7,717	7,297	31,844	-24,547	147,161	144,164	2,997
10/15/2024	151,225	19.849	71,726	31,008	40,718	42,941	49,744	-6,803	1,173	8,786	-7,613	7,886	32,582	-24,696	146,835	145,230	1,605
10/8/2024	147,848	19.256	73,770	28,711	45,059	40,678	40,754	-76	1,269	8,488	-7,219	5,346	41,673	-36,327	142,358	140,920	1,438
10/1/2024	151,097	19.257	68,216	28,164	40,052	50,688	48,205	2,483	2,640	8,285	-5,645	4,562	39,763	-35,201	146,488	144,800	1,688
9/24/2024	143,994	19.702	70,450	27,024	43,426	43,901	51,089	-7,188	1,731	8,643	-6,912	4,350	32,011	-27,661	139,748	138,084	1,664
9/17/2024	139,254	19.404	68,021	27,193	40,828	40,939	52,149	-11,210	1,518	9,242	-7,724	5,186	25,536	-20,350	134,758	133,213	1,545
5Y Max	376,747	25.338	178,106	38,034	176,493	149,211	113,963	50,202	22,392	116,608	8,630	84,581	235,128	48,409	367,340	373,543	10,194
5Y Min	94,780	12.838	228	362,769	-2,367	6,808	17,346	121	990	3,002	-112,331	0	16,974	-234,567	75,020	89,542	-13,915

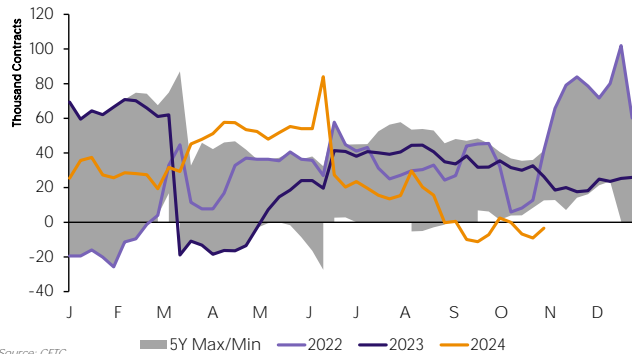
Dealers



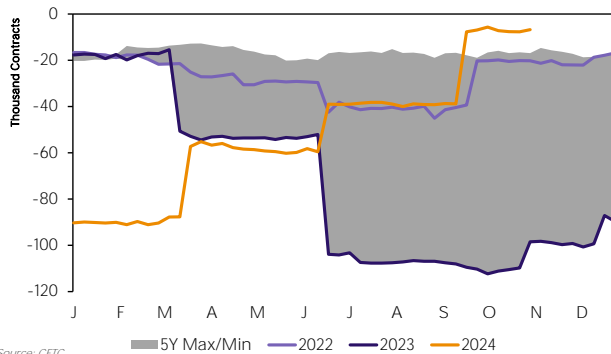
Asset Managers



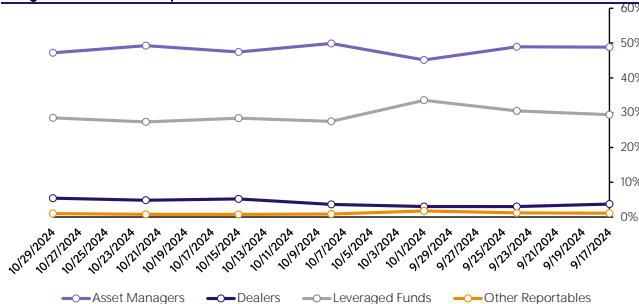
Leveraged Funds



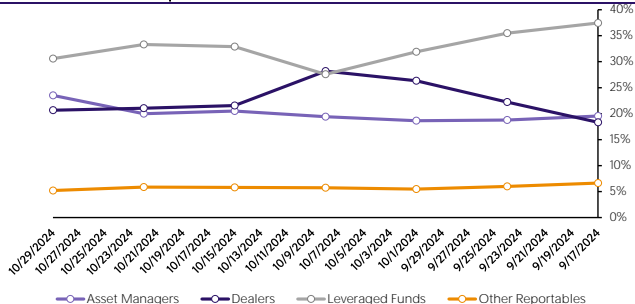
Other Reportables



Long Positions as % of Open Interest



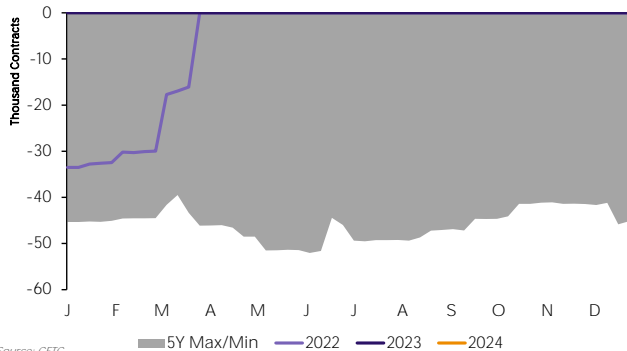
Short Positions as % of Open Interest



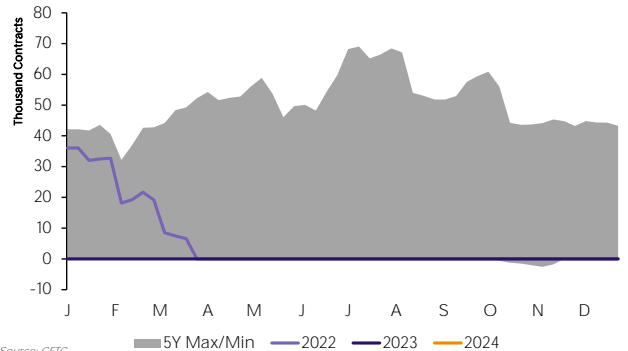
Russian Rouble USD/RUB

As of	Open Interest	USD/RUB	Buy-Side									Sell-Side			Total Positions			
			Asset Managers			Leveraged Funds			Other Reportables			Dealers						
			Long	Short	Net	Long	Short	Net	Long	Short	Net	Long	Short	Net	Long	Short	Net	
10/29/2024	58,681	97.996	#N/A	#N/A	#N/A	#N/A	#N/A	#N/A	#N/A	#N/A	#N/A	#N/A	#N/A	#N/A	#N/A	#N/A	#N/A	#N/A
10/22/2024	#N/A	97.246	#N/A	#N/A	#N/A	#N/A	#N/A	#N/A	#N/A	#N/A	#N/A	#N/A	#N/A	#N/A	#N/A	#N/A	#N/A	#N/A
10/15/2024	#N/A	96.700	#N/A	#N/A	#N/A	#N/A	#N/A	#N/A	#N/A	#N/A	#N/A	#N/A	#N/A	#N/A	#N/A	#N/A	#N/A	#N/A
10/8/2024	#N/A	95.796	#N/A	#N/A	#N/A	#N/A	#N/A	#N/A	#N/A	#N/A	#N/A	#N/A	#N/A	#N/A	#N/A	#N/A	#N/A	#N/A
10/1/2024	#N/A	94.996	#N/A	#N/A	#N/A	#N/A	#N/A	#N/A	#N/A	#N/A	#N/A	#N/A	#N/A	#N/A	#N/A	#N/A	#N/A	#N/A
9/24/2024	#N/A	94.321	#N/A	#N/A	#N/A	#N/A	#N/A	#N/A	#N/A	#N/A	#N/A	#N/A	#N/A	#N/A	#N/A	#N/A	#N/A	#N/A
9/17/2024	#N/A	92.346	#N/A	#N/A	#N/A	#N/A	#N/A	#N/A	#N/A	#N/A	#N/A	#N/A	#N/A	#N/A	#N/A	#N/A	#N/A	#N/A
5Y Max	77,701	135,500	69,049	11,316	69,049	45,558	31,706	4,843	7,847	7,262	7,447	44,148	52,041	6,785	75,657	76,633	1,274	
5Y Min	18,051	50,000	0	362,769	-5,996	880	131	0	0	0	-4,281	0	7,796	-52,041	16,416	16,191	-2,410	

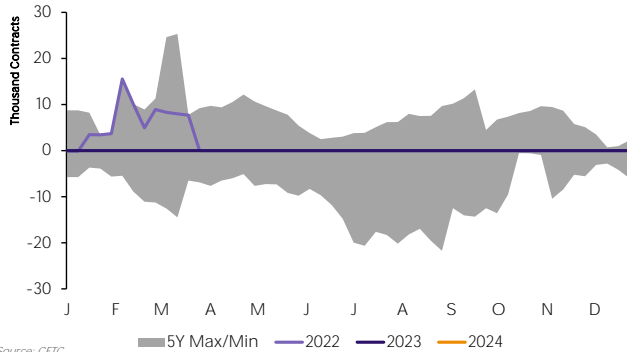
Dealers



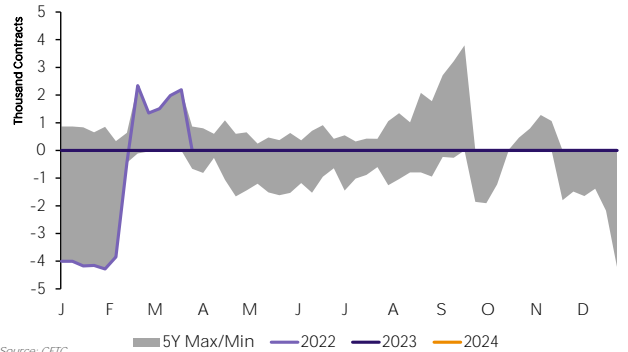
Asset Managers



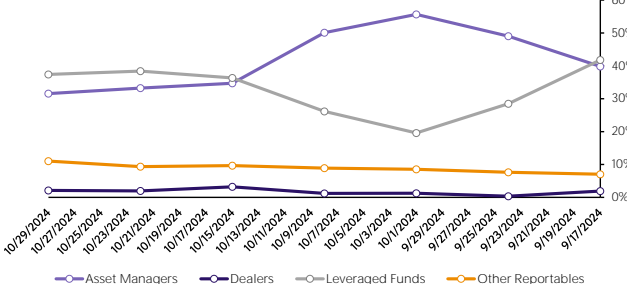
Leveraged Funds



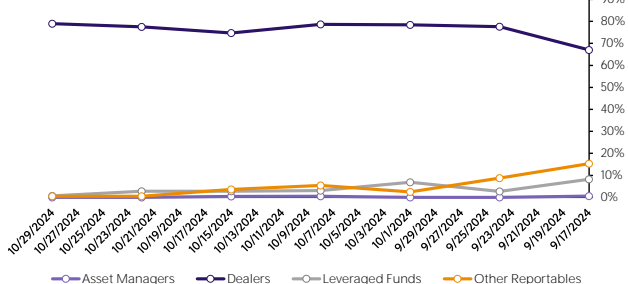
Other Reportables



Long Positions as % of Open Interest



Short Positions as % of Open Interest

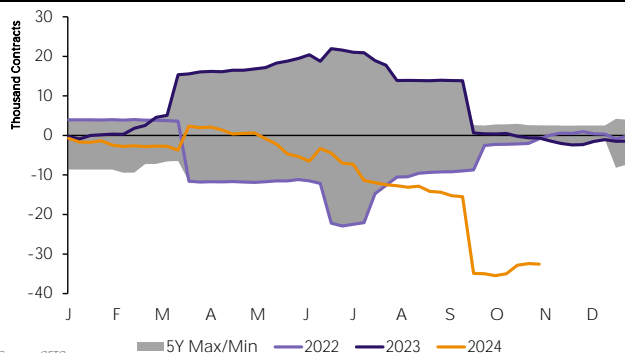


South African Rand USD/ZAR

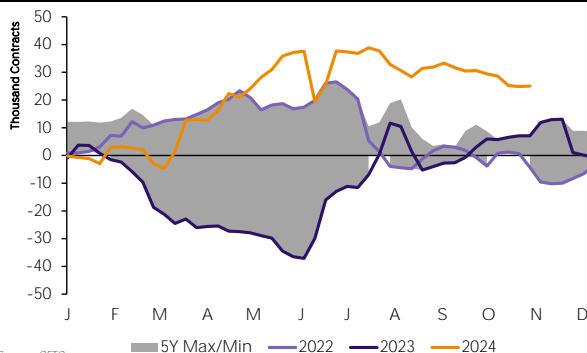
As of	Open Interest	USD/ZAR	Buy-Side									Sell-Side			Total Positions		
			Asset Managers			Leveraged Funds			Other Reportables			Dealers					
			Long	Short	Net	Long	Short	Net	Long	Short	Net	Long	Short	Net	Long	Short	Net
10/29/2024	58,681	17.633	27,127	2,069	25,058	8,161	1,713	6,448	0	701	-701	1,695	34,219	-32,524	37,302	39,021	-1,719
10/22/2024	40,077	17.646	26,614	1,782	24,832	8,059	2,220	5,839	134	422	-288	1,921	34,328	-32,407	37,047	39,071	-2,024
10/15/2024	40,317	17.595	27,076	1,834	25,242	8,089	1,784	6,305	156	571	-415	2,166	35,006	-32,840	37,654	39,362	-1,708
10/8/2024	41,393	17.408	30,260	1,622	28,638	7,632	2,453	5,179	208	650	-442	400	35,394	-34,994	38,697	40,316	-1,619
10/1/2024	41,107	17.477	31,034	1,620	29,414	6,498	2,154	4,344	309	518	-209	116	35,582	-35,466	38,284	40,201	-1,917
9/24/2024	41,841	17.105	32,441	1,825	30,616	5,130	2,948	2,182	680	325	355	603	35,590	-34,987	39,182	41,016	-1,834
9/17/2024	41,116	17.411	32,166	1,709	30,457	4,563	2,563	2,000	1,206	130	1,076	334	35,239	-34,905	38,594	39,966	-1,372

5Y Max	70,196	19,805	40,206	37,456	38,830	21,790	37,436	9,423	6,797	3,385	6,797	21,946	35,590	21,946	75,020	69,530	1,783
5Y Min	5,467	10,241	0	362,769	-37,100	0	182	0	0	0	-3,385	0	0	-35,466	3,770	3,442	-2,024

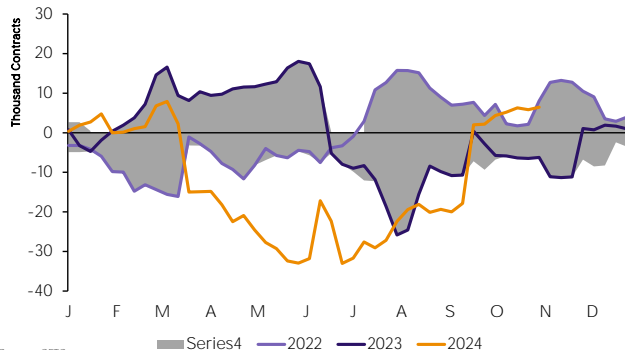
Dealers



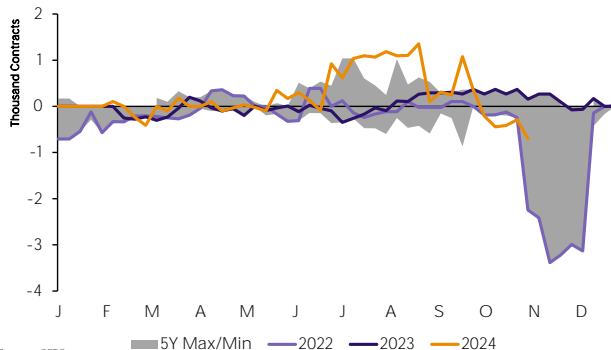
Asset Managers



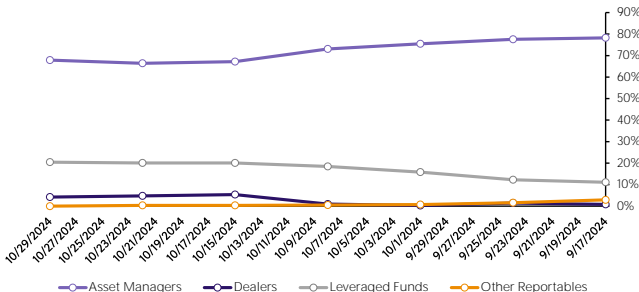
Leveraged Funds



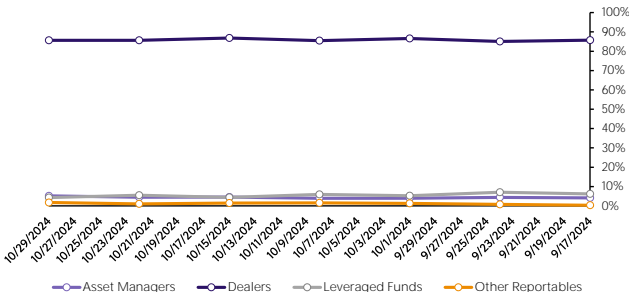
Other Reportables



Long Positions as % of Open Interest



Short Positions as % of Open Interest

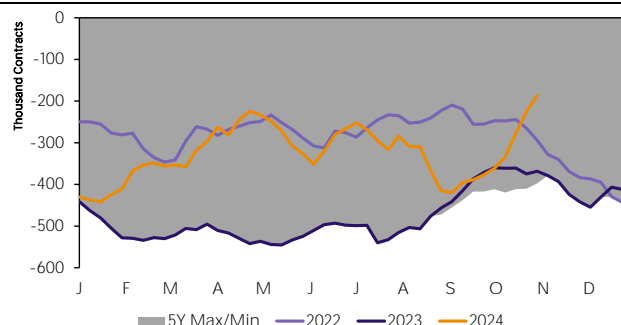


Euro EUR/USD

As of	Open Interest	EUR/USD	Buy-Side									Sell-Side			Total Positions		
			Asset Managers			Leveraged Funds			Other Reportables			Dealers					
			Long	Short	Net	Long	Short	Net	Long	Short	Net	Long	Short	Net			
10/29/2024	58,681	1.083	388,425	171,256	217,169	53,509	109,364	-55,855	26,774	21,402	5,372	58,167	245,101	-186,934	692,751	713,000	-20,249
10/22/2024	757,721	1.079	392,731	172,819	219,912	54,467	88,875	-34,408	26,804	18,185	8,619	40,000	264,635	-224,635	672,285	702,797	-30,512
10/15/2024	752,810	1.087	403,226	153,729	249,497	57,050	69,607	-12,557	25,278	18,808	6,470	38,293	315,116	-276,823	666,482	699,896	-33,414
10/8/2024	757,850	1.094	426,830	137,662	289,168	65,361	66,941	-1,580	25,808	16,234	9,574	16,752	350,829	-334,077	669,934	706,850	-36,916
10/1/2024	789,795	1.098	444,785	127,343	317,442	67,052	74,183	-7,131	24,801	13,841	10,960	13,688	374,754	-361,066	697,669	737,464	-39,795
9/24/2024	791,908	1.116	451,014	125,915	325,099	69,359	69,452	-93	24,707	14,486	10,221	16,108	392,738	-376,630	701,158	742,563	-41,405
9/17/2024	788,472	1.116	450,051	121,871	328,180	71,201	69,838	1,363	26,184	11,736	14,448	14,265	403,120	-388,855	698,374	743,239	-44,865

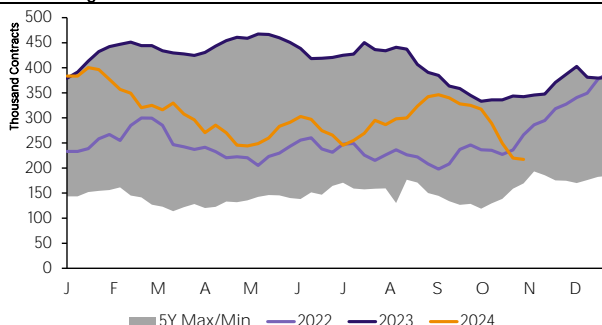
5Y Max	927,384	1.393	544,864	199,613	467,313	107,489	200,751	113,271	141,350	78,983	96,248	269,120	575,373	239,170	831,257	881,160	62,829
5Y Min	556,741	0.959	34,180	362,769	-72,280	13,861	33,839	17,751	14,532	3,057	-54,766	9,063	6,837	-545,348	245,501	223,768	-76,414

Dealers



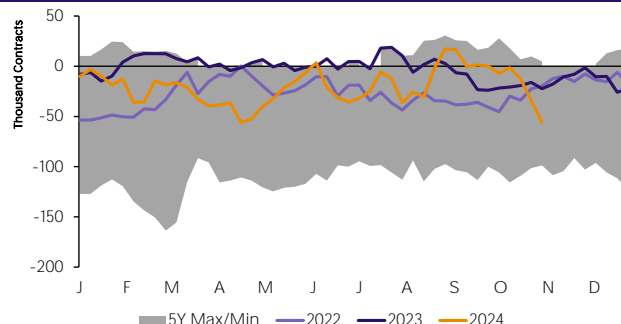
Source: CFTC

Asset Managers



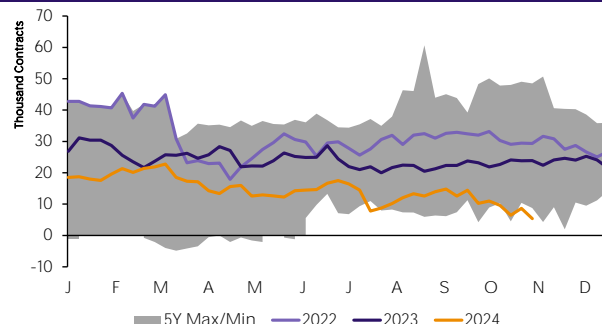
Source: CFTC

Leveraged Funds



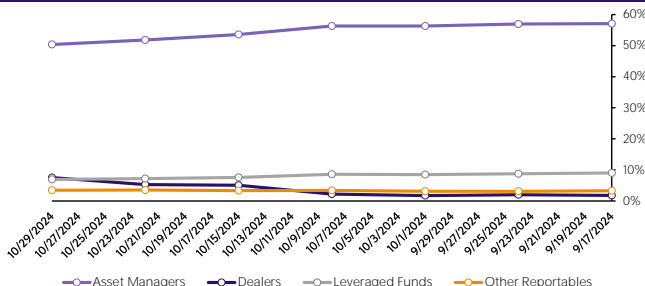
Source: CFTC

Other Reportables

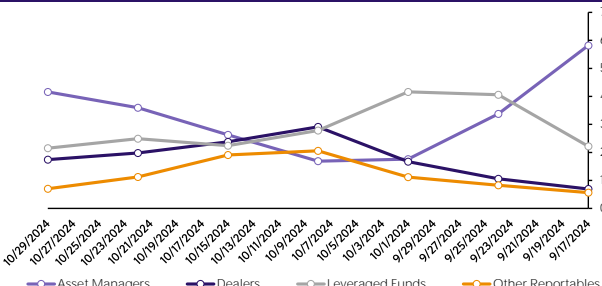


Source: CFTC

Long Positions as % of Open Interest



Short Positions as % of Open Interest



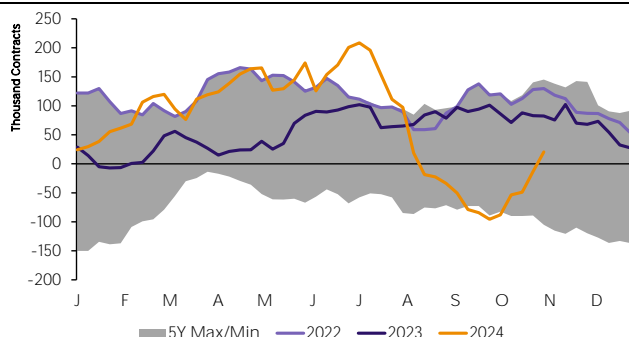
This document has been prepared by Hedgepoint Global Markets LLC and its affiliates ("HPCM") solely for informational and instructional purposes, without the purpose of instituting obligations or commitments to third parties, nor is it intended to promote an offer, or solicitation of an offer of sale or purchase relating to any securities, commodities interests or investment products. Hedgepoint Commodities LLC ("HPC"), a wholly owned entity of HPCM, is an Introducing Broker and a registered member of the National Futures Association. The trading of commodities interests such as futures, options, and swaps involves substantial risk of loss and may not be suitable for all investors. Past performance is not necessarily indicative of future results. Customers should rely on their own independent judgement and outside advisors before entering in any transaction that are introduced by the firm. HPCM and its associates expressly disclaim any use of the information contained herein that directly or indirectly result in damages or damages of any kind. In case of questions not resolved by the first instance of customer contact (client.services@hedgepointglobal.com), please contact our internal ombudsman channel (ombudsman@hedgepointglobal.com) or 0800-878-8408/ouvidoria@hedgepointglobal.com (only for customers in Brazil).

Japanese Yen USD/JPY

As of	Open Interest	USD/JPY	Buy-Side									Sell-Side			Total Positions		
			Asset Managers			Leveraged Funds			Other Reportables			Dealers					
			Long	Short	Net	Long	Short	Net	Long	Short	Net	Long	Short	Net	Long	Short	Net
10/29/2024	58,681	152.980	38,471	68,488	-30,017	38,506	50,037	-11,531	28,428	5,684	22,744	71,022	50,388	20,634	221,533	219,703	1,830
10/22/2024	234.863	152.300	40,649	57,875	-17,226	39,385	40,851	-1,466	39,017	6,212	32,805	39,080	52,470	-13,390	195,333	194,609	724
10/15/2024	226,543	149.520	56,674	45,669	11,005	30,953	29,575	1,378	39,812	6,901	32,911	19,112	68,009	-48,897	186,228	189,832	-3,604
10/8/2024	229,094	149.130	56,414	35,968	20,446	34,548	32,352	2,196	38,106	9,493	28,613	21,326	74,699	-53,373	191,064	193,182	-2,118
10/1/2024	253,032	148.710	52,610	23,332	29,278	37,008	35,365	1,643	54,993	8,927	46,066	7,746	95,813	-88,067	212,057	223,137	-11,080
9/24/2024	261,592	142.190	57,499	25,898	31,601	38,700	43,629	-4,929	61,077	4,446	56,631	4,816	100,385	-95,569	218,065	230,330	-12,265
9/17/2024	253,057	143.910	55,906	25,972	29,934	32,833	47,482	-14,649	56,223	3,460	52,763	5,270	89,485	-84,215	207,733	223,899	-16,166

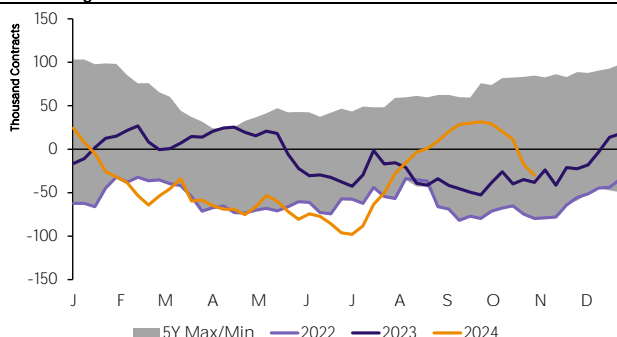
5Y Max	426,368	161,680	110,741	139,930	103,196	90,496	153,998	49,277	61,077	49,903	56,631	215,698	212,371	208,546	381,260	393,004	60,062			
5Y Min	144,816	99,870	17,936	362,769	-97,951	8,905	9,168	6,395	0	75	-49,897	3,689	79	-160,097	117,324	116,093	-23,086			

Dealers



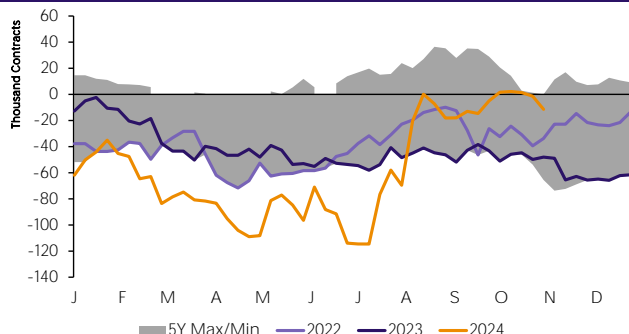
Source: CFTC

Asset Managers



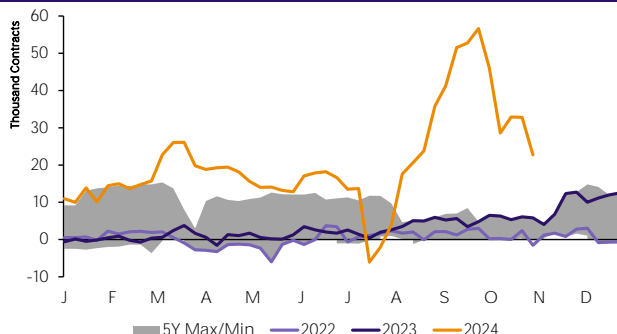
Source: CFTC

Leveraged Funds



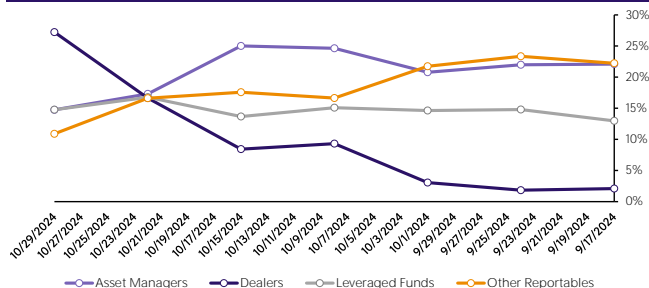
Source: CFTC

Other Reportables

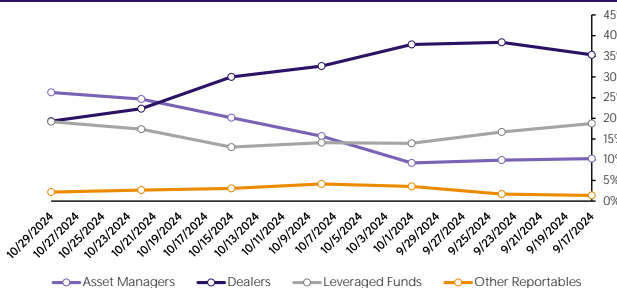


Source: CFTC

Long Positions as % of Open Interest



Short Positions as % of Open Interest

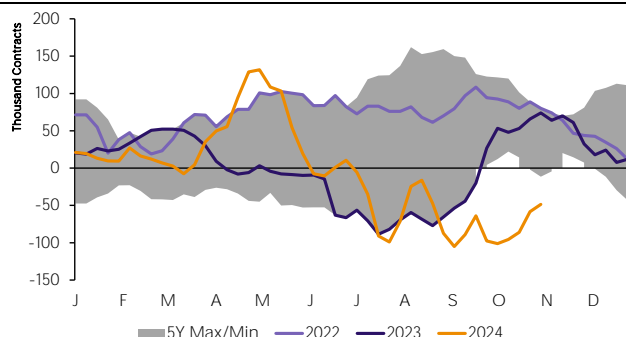


Pound Sterling GBP/USD

As of	Open Interest	GBP/USD	Buy-Side									Sell-Side			Total Positions		
			Asset Managers			Leveraged Funds			Other Reportables			Dealers					
			Long	Short	Net	Long	Short	Net	Long	Short	Net	Long	Short	Net			
10/29/2024	58,681	1.293	68,995	88,606	-19,611	84,906	26,415	58,491	5,668	3,958	1,710	11,316	59,881	-48,565	230,251	238,228	-7,977
10/22/2024	273,245	1.296	81,657	89,586	-7,929	83,644	26,881	56,763	6,699	3,864	2,835	10,445	68,801	-58,356	239,938	246,626	-6,688
10/15/2024	290,289	1.305	95,081	86,130	8,951	89,030	28,085	60,945	6,669	4,129	2,540	6,658	92,797	-86,139	251,348	265,053	-13,705
10/8/2024	295,115	1.307	94,593	83,464	11,129	98,893	30,214	68,679	4,861	4,154	707	5,038	100,582	-95,544	255,798	270,826	-15,028
10/1/2024	312,606	1.312	92,669	81,870	10,799	101,798	29,099	72,699	4,887	4,493	394	5,926	107,009	-101,083	270,122	287,313	-17,191
9/24/2024	304,239	1.337	87,395	76,436	10,959	106,770	35,173	71,597	4,067	5,208	-1,141	6,132	103,839	-97,707	262,593	278,885	-16,292
9/17/2024	258,763	1.332	73,166	73,913	-747	86,443	34,560	51,883	689	4,305	-3,616	7,273	71,296	-64,023	220,171	236,675	-16,504

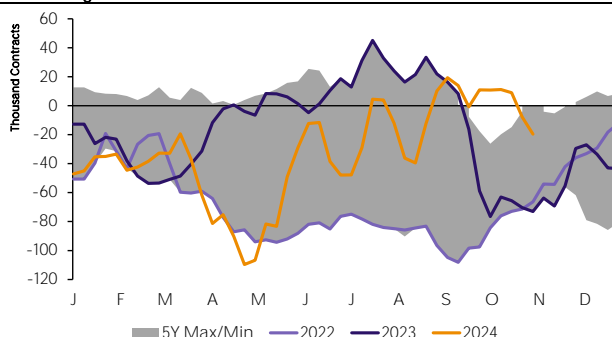
5Y Max	340,363	1.716	107,848	147,827	45,101	174,622	122,783	59,682	30,663	37,561	19,246	196,692	124,826	193,456	308,136	312,160	29,862
5Y Min	169,274	1.068	1,416	362,769	-109,662	19,717	17,674	8,240	0	1,368	-35,288	0	1,401	-110,562	125,392	132,026	-22,354

Dealers



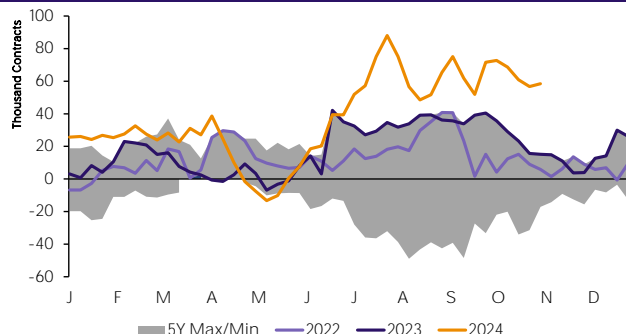
Source: CFTC

Asset Managers



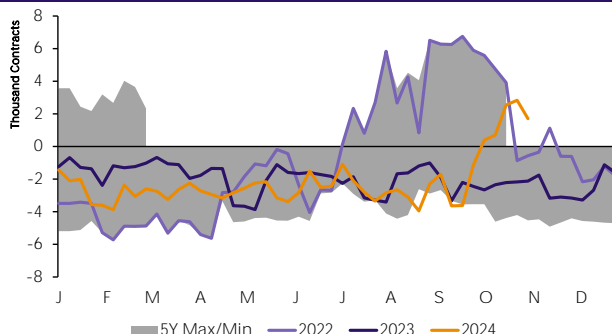
Source: CFTC

Leveraged Funds



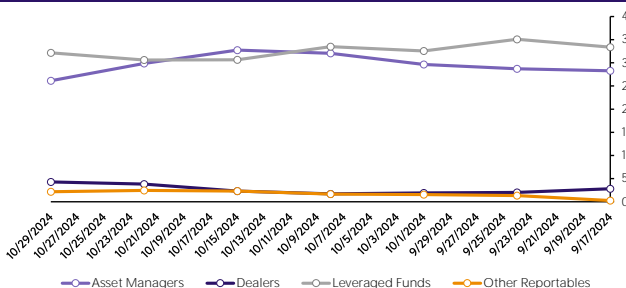
Source: CFTC

Other Reportables

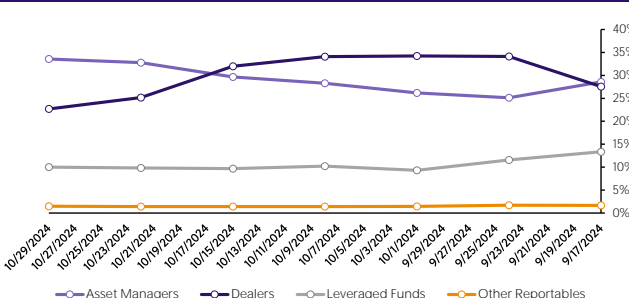


Source: CFTC

Long Positions as % of Open Interest



Short Positions as % of Open Interest



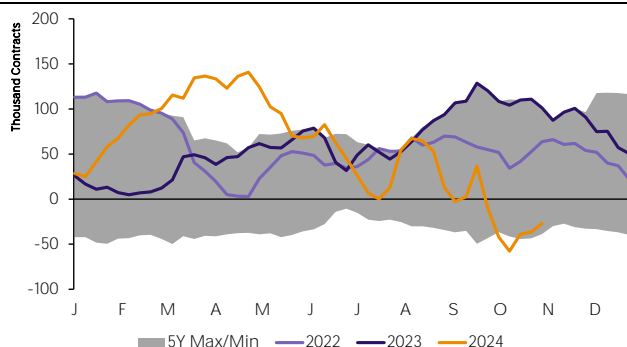
This document has been prepared by Hedgepoint Global Markets LLC and its affiliates ("HPCM") solely for informational and instructional purposes, without the purpose of instituting obligations or commitments to third parties, nor is it intended to promote an offer, or solicitation of an offer of sale or purchase relating to any securities, commodities interests or investment products. Hedgepoint Commodities LLC ("HPC"), a wholly owned entity of HPCM, is an Introducing Broker and a registered member of the National Futures Association. The trading of commodities interests such as futures, options, and swaps involves substantial risk of loss and may not be suitable for all investors. Past performance is not necessarily indicative of future results. Customers should rely on their own independent judgement and outside advisors before entering in any transaction that are introduced by the firm. HPCM and its associates expressly disclaim any use of the information contained herein that directly or indirectly result in damages or damages of any kind. In case of questions not resolved by the first instance of customer contact (client.services@hedgepointglobal.com), please contact our internal ombudsman channel (ombudsman@hedgepointglobal.com) or 0800-878-8408/ouvidoria@hedgepointglobal.com (only for customers in Brazil).

Australian Dollar AUD/USD

As of	Open Interest	AUD/USD	Buy-Side									Sell-Side			Total Positions		
			Asset Managers			Leveraged Funds			Other Reportables			Dealers					
			Long	Short	Net	Long	Short	Net	Long	Short	Net	Long	Short	Net			
10/29/2024	58,681	0.656	50,380	72,089	-21,709	42,368	28,902	13,466	22,618	0	22,618	33,548	60,436	-26,888	172,051	184,564	-12,513
10/22/2024	203,933	0.660	65,200	76,500	-11,300	39,268	27,209	12,059	20,629	535	20,094	25,687	62,080	-36,393	170,205	185,744	-15,539
10/15/2024	208,819	0.671	74,423	83,176	-8,753	33,671	24,893	8,778	18,493	0	18,493	25,586	64,366	-38,780	171,607	191,869	-20,262
10/8/2024	221,019	0.675	85,615	78,499	7,116	41,729	21,767	19,962	13,328	551	12,777	26,445	84,157	-57,712	186,348	204,206	-17,858
10/1/2024	220,180	0.679	76,464	87,115	-10,651	42,625	23,795	18,830	15,638	544	15,094	26,220	68,136	-41,916	182,557	201,199	-18,642
9/24/2024	192,895	0.690	67,843	85,962	-18,119	31,088	30,075	1,013	11,987	0	11,987	26,846	36,776	-9,930	156,523	171,572	-15,049
9/17/2024	182,949	0.681	56,551	91,210	-34,659	13,268	29,565	-16,297	6,447	0	6,447	58,268	21,592	36,676	154,150	161,984	-7,834

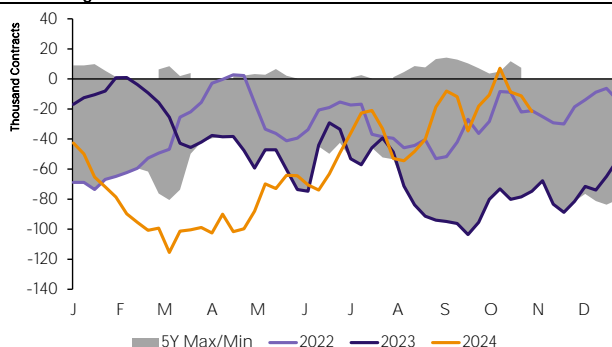
5Y Max	265,634	0.950	85,615	147,563	31,945	99,790	77,673	28,244	22,618	36,775	22,618	148,035	100,081	143,023	242,343	227,370	32,637
5Y Min	109,895	0.574	544	362,769	-115,495	5,948	10,471	3,877	0	0	-35,858	256	34	-97,473	66,917	65,736	-20,322

Dealers



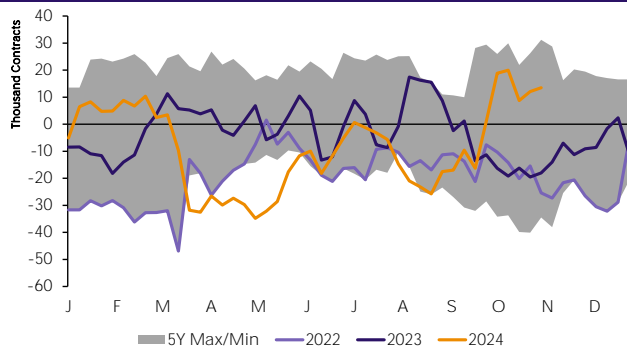
Source: CFTC

Asset Managers



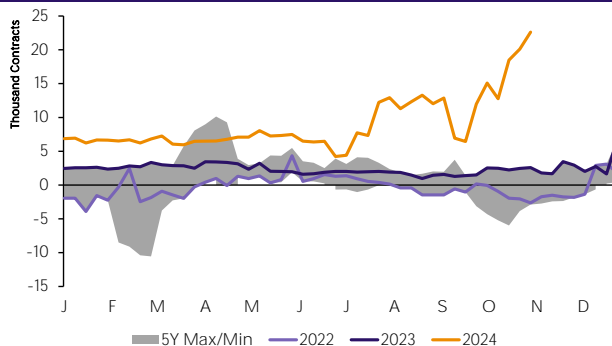
Source: CFTC

Leveraged Funds



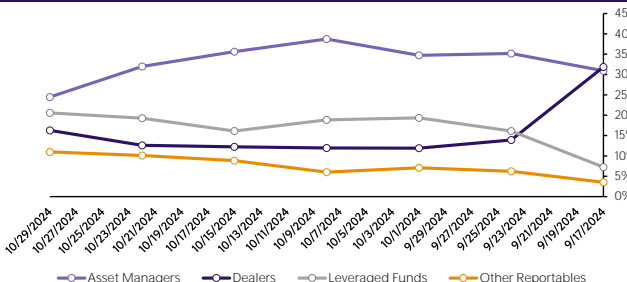
Source: CFTC

Other Reportables

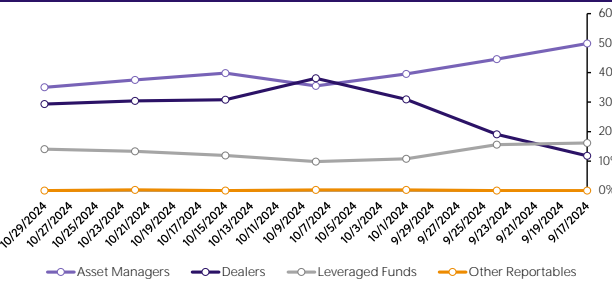


Source: CFTC

Long Positions as % of Open Interest



Short Positions as % of Open Interest

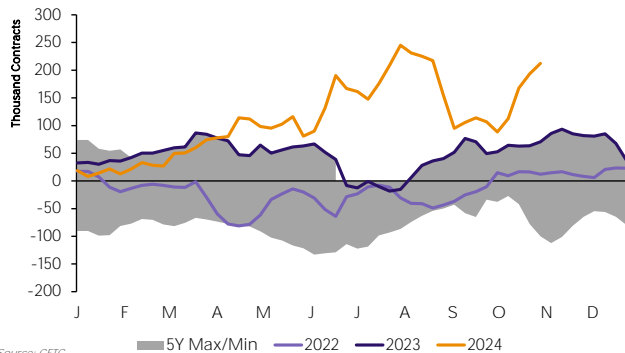


This document has been prepared by Hedgepoint Global Markets LLC and its affiliates ("HPCM") solely for informational and instructional purposes, without the purpose of instituting obligations or commitments to third parties, nor is it intended to promote an offer, or solicitation of an offer of sale or purchase relating to any securities, commodities interests or investment products. Hedgepoint Commodities LLC ("HPC"), a wholly owned entity of HPCM, is an Introducing Broker and a registered member of the National Futures Association. The trading of commodities interests such as futures, options, and swaps involves substantial risk of loss and may not be suitable for all investors. Past performance is not necessarily indicative of future results. Customers should rely on their own independent judgement and outside advisors before entering in any transaction that is introduced by the firm. HPCM and its associates expressly disclaim any use of the information contained herein that directly or indirectly result in damages or damages of any kind. In case of questions not resolved by the first instance of customer contact (client.services@hedgepointglobal.com), please contact our internal ombudsman channel (ombudsman@hedgepointglobal.com) or 0800-878-8408/ouvidoria@hedgepointglobal.com (only for customers in Brazil).

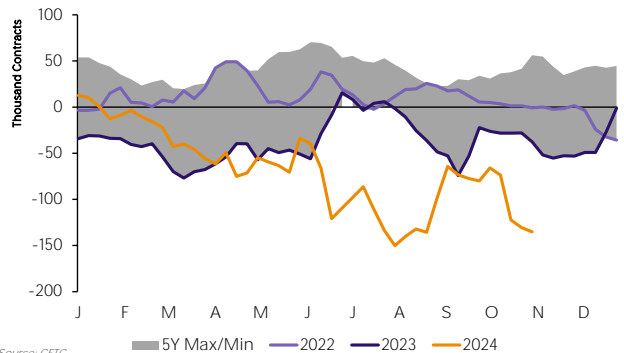
Canadian Dollar USD/CAD

As of	Open Interest	USD/CAD	Buy-Side									Sell-Side			Total Positions		
			Asset Managers			Leveraged Funds			Other Reportables			Dealers					
			Long	Short	Net	Long	Short	Net	Long	Short	Net	Long	Short	Net			
10/29/2024	58,681	1.395	28,377	163,537	-135,160	16,801	102,455	-85,654	20,856	6,844	14,012	223,433	11,299	212,134	323,496	318,163	5,333
10/22/2024	330,919	1.389	27,715	158,253	-130,538	19,594	88,405	-68,811	18,533	5,734	12,799	204,327	11,076	193,251	299,853	293,153	6,700
10/15/2024	319,686	1.380	30,201	152,465	-122,264	28,742	88,500	-59,758	17,837	3,580	14,257	182,069	14,201	167,868	288,197	288,093	104
10/8/2024	246,053	1.376	32,956	106,613	-73,657	13,183	69,865	-56,682	15,802	1,707	14,095	123,290	10,829	112,461	214,071	217,854	-3,783
10/1/2024	235,450	1.357	37,796	103,648	-65,852	15,069	59,419	-44,350	15,622	4,032	11,590	108,749	20,420	88,329	201,754	212,037	-10,283
9/24/2024	233,991	1.351	28,501	108,531	-80,030	17,118	59,612	-42,494	13,902	4,230	9,672	115,755	8,847	106,908	200,941	206,884	-5,943
9/17/2024	276,068	1.357	33,349	110,864	-77,515	10,199	62,459	-52,260	13,274	3,221	10,053	137,580	23,453	114,127	242,009	247,603	-5,594
5Y Max	372,153	1.458	82,092	176,597	70,334	83,662	118,982	35,407	31,727	14,752	27,012	248,997	136,479	245,110	338,176	331,933	30,018
5Y Min	120,862	1.063	11,631	362,769	-150,116	5,901	8,940	6,036	3,910	1	-10,241	1	0	-133,043	68,139	61,746	-35,919

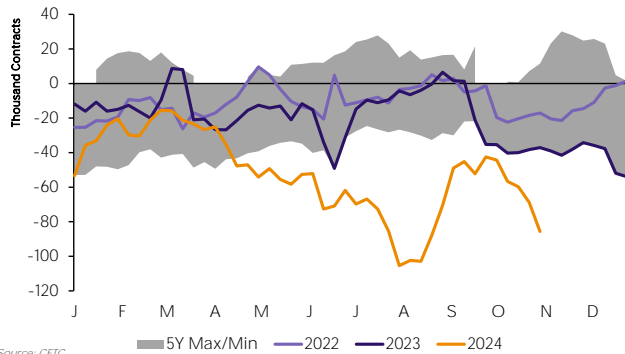
Dealers



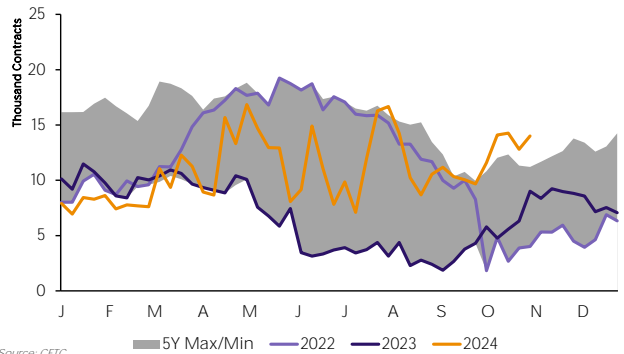
Asset Managers



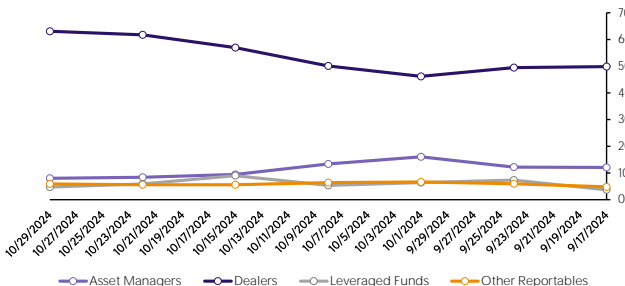
Leveraged Funds



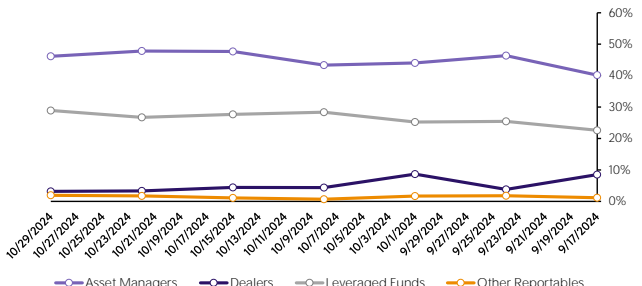
Other Reportables



Long Positions as % of Open Interest



Short Positions as % of Open Interest

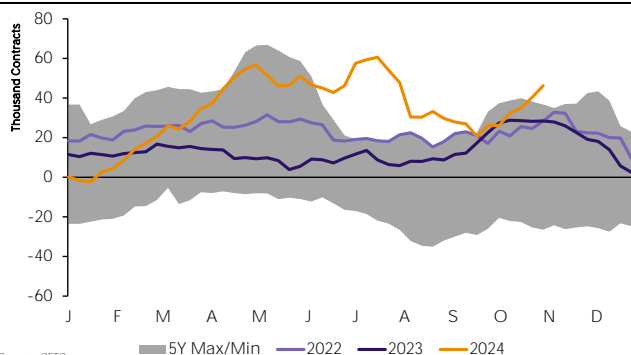


Swiss Franc USD/CHF

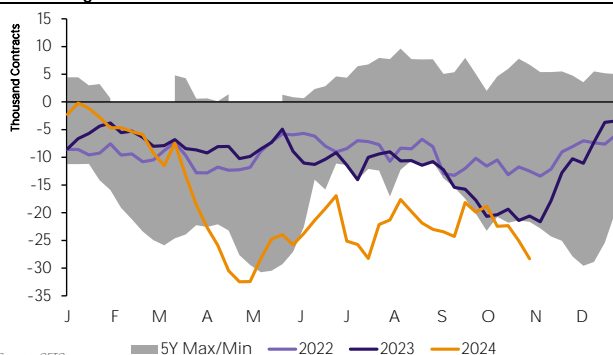
As of	Open Interest	USD/CHF	Buy-Side									Sell-Side			Total Positions		
			Asset Managers			Leveraged Funds			Other Reportables			Dealers					
			Long	Short	Net	Long	Short	Net	Long	Short	Net	Long	Short	Net	Long	Short	Net
10/29/2024	58,681	0.870	15,039	43,335	-28,296	5,321	12,375	-7,054	640	3,971	-3,331	46,761	509	46,252	84,214	76,643	7,571
10/22/2024	89,445	0.867	14,510	39,571	-25,061	4,714	13,106	-8,392	560	3,725	-3,165	40,966	637	40,329	77,361	73,650	3,711
10/15/2024	83,754	0.865	13,325	35,651	-22,326	6,026	11,508	-5,482	560	3,591	-3,031	35,618	638	34,980	73,022	68,881	4,141
10/8/2024	81,473	0.857	11,708	34,155	-22,447	6,955	10,250	-3,295	560	2,644	-2,084	33,001	546	32,455	70,133	65,504	4,629
10/1/2024	84,782	0.858	13,142	31,957	-18,815	5,837	13,940	-8,103	0	493	-493	26,608	428	26,180	69,511	70,741	-1,230
9/24/2024	85,337	0.841	11,673	31,560	-19,887	7,594	11,707	-4,113	0	0	0	26,034	0	26,034	71,559	69,524	2,035
9/17/2024	84,080	0.850	12,441	30,606	-18,165	8,197	10,237	-2,040	0	0	0	21,465	738	20,727	69,480	68,958	522

5Y Max	112,541	1.030	22,491	48,967	9,621	39,301	51,517	27,560	6,566	5,081	5,594	75,363	35,038	73,766	102,004	90,294	24,247			
5Y Min	31,745	0.841	576	362,769	-32,462	1,789	1,996	35	0	0	-5,081	0	0	-35,038	13,263	9,171	-12,398			

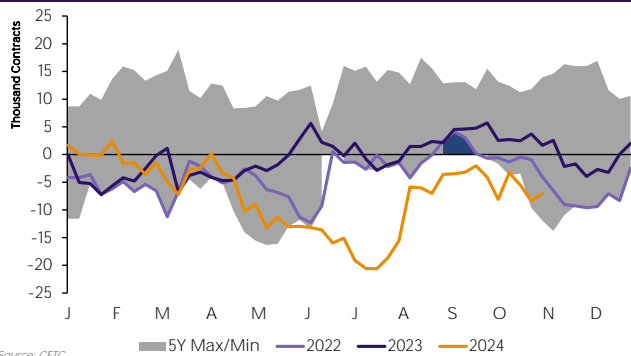
Dealers



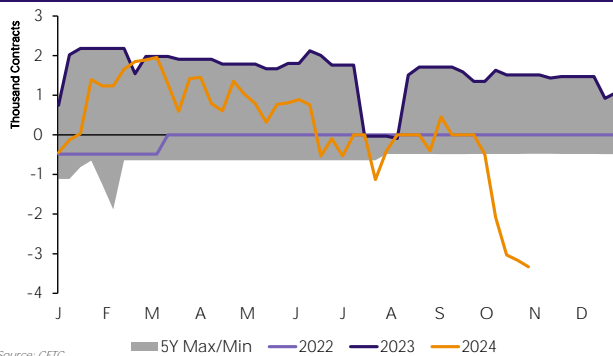
Asset Managers



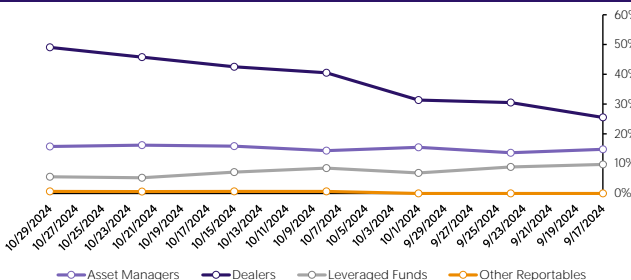
Leveraged Funds



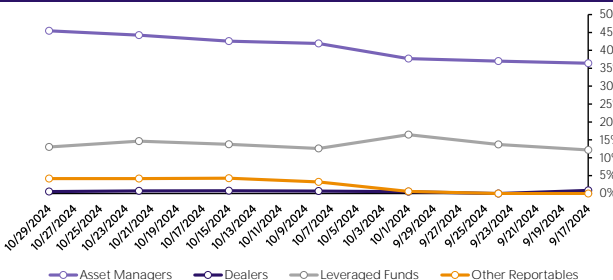
Other Reportables



Long Positions as % of Open Interest



Short Positions as % of Open Interest

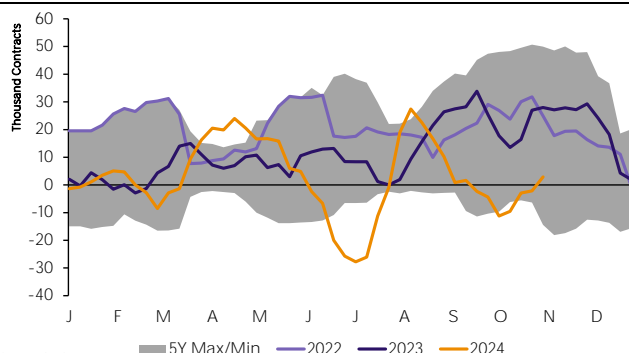


New Zealand Dollar NZD/USD

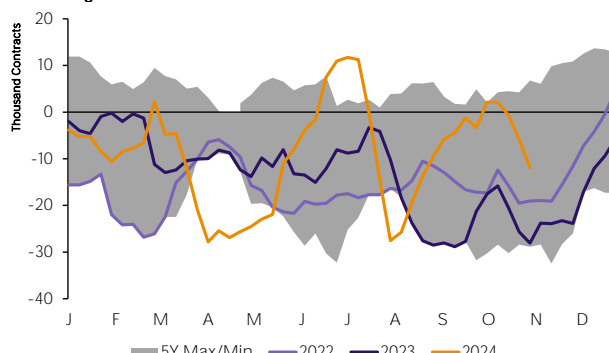
As of	Open Interest	NZD/USD	Buy-Side									Sell-Side			Total Positions		
			Asset Managers			Leveraged Funds			Other Reportables			Dealers					
			Long	Short	Net	Long	Short	Net	Long	Short	Net	Long	Short	Net			
10/29/2024	58,681	0.596	16,011	27,886	-11,875	22,598	10,421	12,177	2,063	3,822	-1,759	12,940	10,043	2,897	54,348	52,908	1,440
10/22/2024	55,611	0.598	19,600	25,440	-5,840	19,070	9,715	9,355	1,772	4,030	-2,258	10,442	12,562	-2,120	51,028	51,891	-863
10/15/2024	54,901	0.607	22,758	23,392	-634	15,319	9,830	5,489	790	4,152	-3,362	10,901	13,808	-2,907	50,248	51,662	-1,414
10/8/2024	57,045	0.611	24,068	21,976	2,092	17,186	8,528	8,658	683	4,106	-3,423	9,150	18,699	-9,549	51,620	53,842	-2,222
10/1/2024	61,246	0.616	24,387	22,261	2,126	18,631	9,892	8,739	1,774	4,858	-3,084	9,327	20,551	-11,224	54,821	58,264	-3,443
9/24/2024	55,155	0.634	18,866	22,201	-3,335	18,919	9,900	9,019	1,584	5,304	-3,720	9,452	13,803	-4,351	49,343	51,730	-2,387
9/17/2024	49,311	0.624	16,680	17,885	-1,205	14,540	10,397	4,143	946	3,713	-2,767	10,903	13,226	-2,323	43,722	45,874	-2,151

5Y Max	79,982	0.882	30,496	36,181	13,679	46,676	39,706	9,652	4,886	6,718	2,841	52,374	33,398	50,681	76,808	74,130	4,918
5Y Min	27,360	0.556	392	362,769	-32,452	5,112	4,157	10	0	0	-6,627	625	0	-31,738	13,639	12,007	-4,161

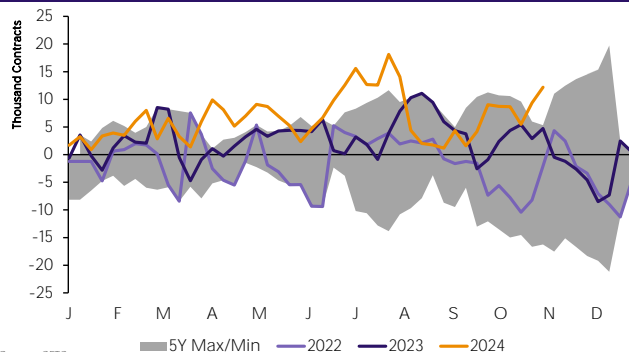
Dealers



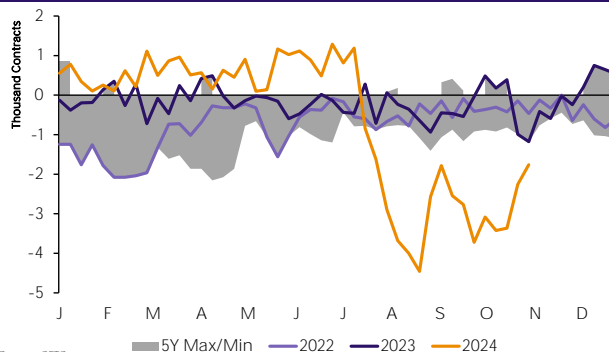
Asset Managers



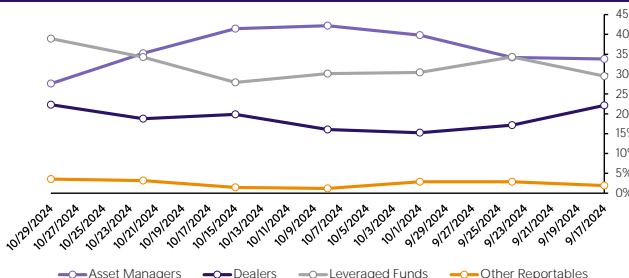
Leveraged Funds



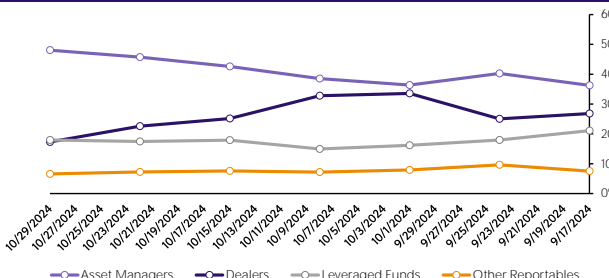
Other Reportables



Long Positions as % of Open Interest



Short Positions as % of Open Interest



Disclaimer

This document has been prepared by Hedgepoint Global Markets LLC and its affiliates ("HPGM") solely for informational and instructional purposes, without the purpose of instituting obligations or commitments to third parties, nor is it intended to promote an offer, or solicitation of an offer of sale or purchase relating to any securities, commodities interests or investment products. Hedgepoint Commodities LLC ("HPC"), a wholly owned entity of HPGM, is an Introducing Broker and a registered member of the National Futures Association. The trading of commodities interests such as futures, options, and swaps involves substantial risk of loss and may not be suitable for all investors. Past performance is not necessarily indicative of future results. Customers should rely on their own independent judgement and outside advisors before entering in any transaction that are introduced by the firm. HPGM and its associates expressly disclaim any use of the information contained herein that directly or indirectly result in damages or damages of any kind. In case of questions not resolved by the first instance of customer contact (client.services@hedgepointglobal.com), please contact our internal ombudsman channel (ombudsman@hedgepointglobal.com) or 0800-878-8408/ouvidoria@hedgepointglobal.com (only for customers in Brazil).