

News

Colombia produced 1.17 million 60-kg (132-lb) bags of washed arabica coffee in June, up 23% on the same month last year, the National Coffee Federation said on Thursday. Production in June 2023 was 956,000 bags. Exports in June were up 36% at 1.03 million bags, from 753,000 bags a year earlier.

Colombia reported exports worth \$4.45 billion in May, down 1.1% year-on-year, the government's DANE statistics agency said on Thursday.

Mexican President-elect Claudia Sheinbaum named Omar Garcia Harfuch to be her security minister in a bid to repeat the successes in fighting crime she had as mayor of Mexico City. Harfuch, who served as Sheinbaum's security chief when she ran the capital from 2018 to 2023, was credited with halving the homicide rate in the city.

Hurricane Beryl churned over the Cayman Islands on Thursday as it took aim at some of Mexico's top tourist resorts, after belting Jamaica with winds that uprooted trees and tore apart buildings.

Currency Pair	Last Price	Net. Chg	Daily % Chg	MoM % Chg	YoY % Chg
USD/ARS	914,00	-0,50	-0,05	0,00	2,30
USD/BRL	5,48	-0,07	-1,31	0,02	0,16
USD/CLP	935,28	-5,00	-0,53	-0,01	0,11
USD/COP	4094,74	-12,58	-0,31	0,00	0,02
USD/MXN	18,09	-0,07	-0,39	0,00	0,07
Brent	87,55	0,21	0,24	0,03	0,00
DXY	105,12	-0,28	-0,26	0,02	0,03

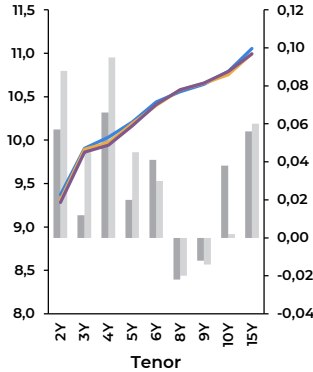
Calendar

Events	Date	Expected	Last
US Non-Farm Payrolls - Jun	July 5, 2024	190k	272k
US Unemployment Rate - Jun	July 5, 2024	4,0%	4,0%
Colombia CPI (YoY) - Jun	July 8, 2024	7,1%	7,2%
Mexico Consumer Confidence - Jun	July 9, 2024		46,70
Mexico CPI (YoY) - Jun	July 9, 2024		4,7%
Mexico PPI (YoY) - Jun	July 9, 2024		3,3%

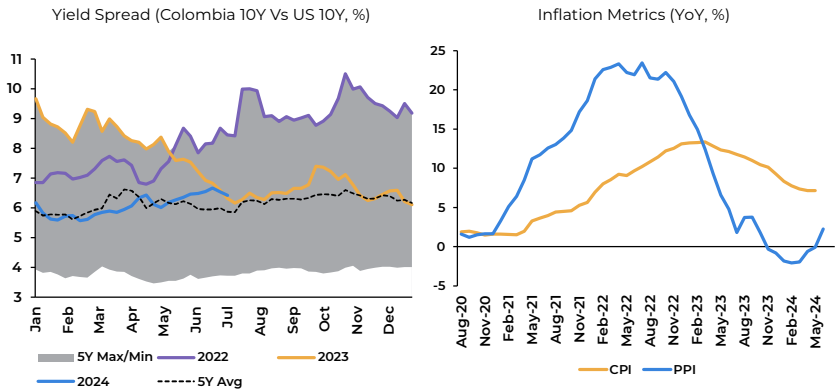
Colombian Peso (USD/COP)

Monetary Indicators

Yield Curve (bps)

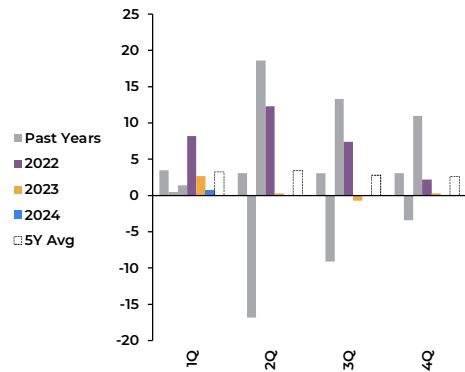


Yield Spread, Inflation

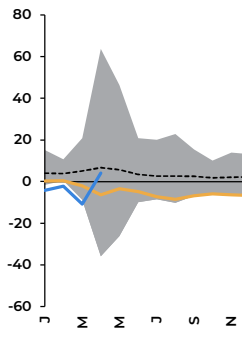


Activity Indicators

GDP (YoY, %)

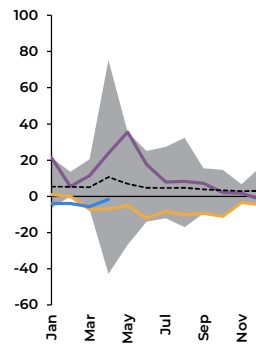


Industrial Output (YoY, %)

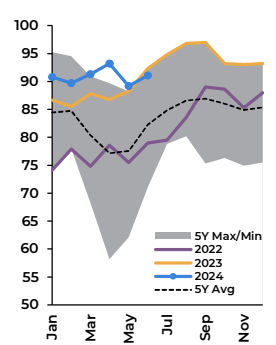


Top Sectors' Activity

Retail Sales (YoY, %)

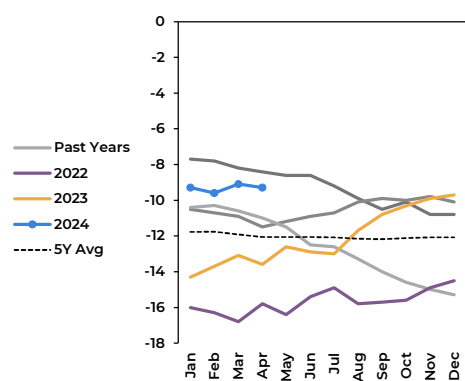


Consumer Confidence (Index)

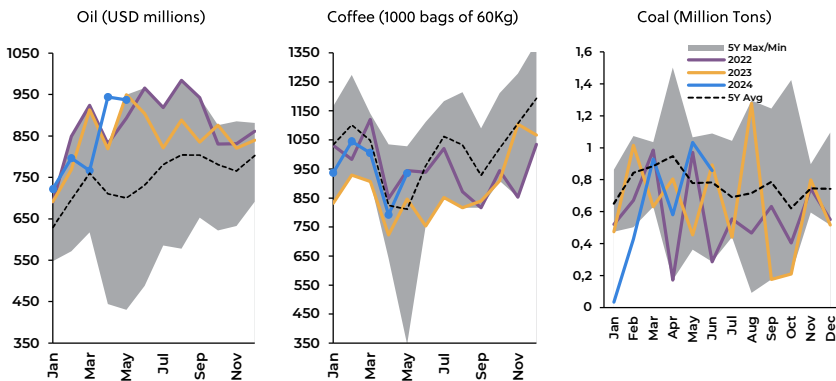


Trade Indicators

Net Trade Balance (US\$ Billions, 12-month acc.)



Top Commodity Exports

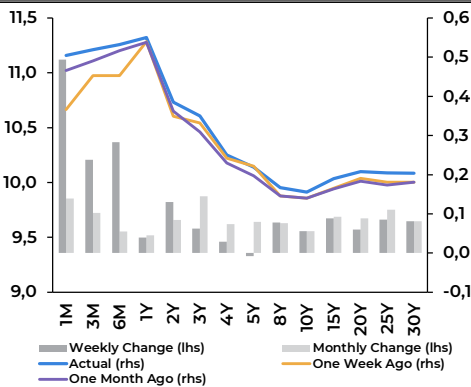


Source of this report: Bloomberg

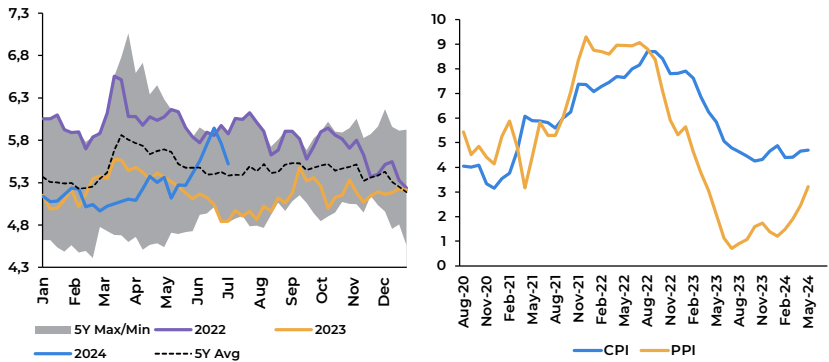
Mexican Peso (USD/MXN)

Monetary Indicators

Yield Curve (bps)

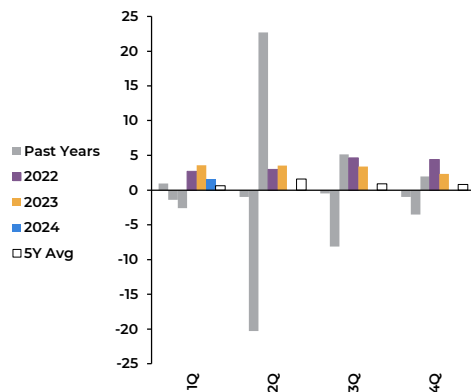


Yield Spread, Inflation



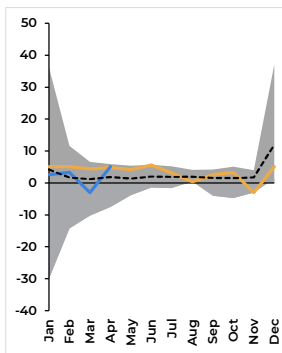
Activity Indicators

GDP (YoY, %)

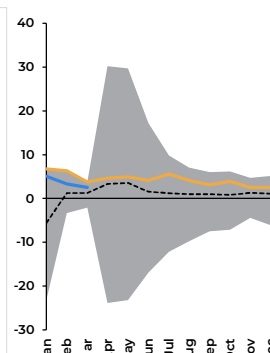


Top Sectors' Activity

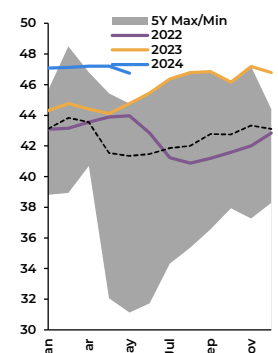
Industrial Output (YoY, %)



Retail Sales (YoY, %)

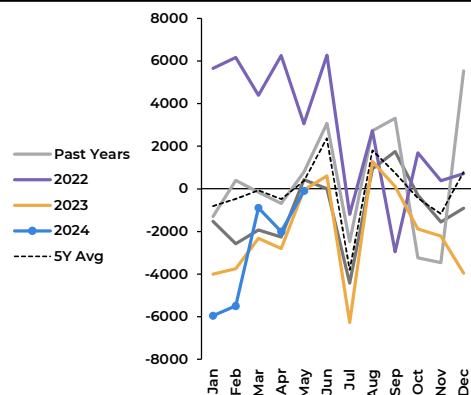


Consumer Confidence (Index)



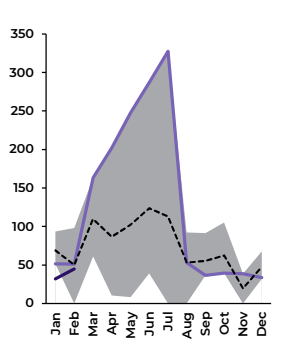
Trade Indicators

Net Trade Balance (US\$ Billions)

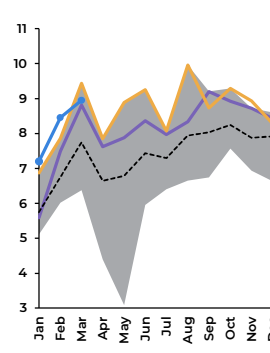


Top Products Exports

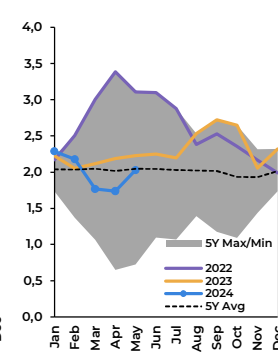
Vehicles (Thousand Units)



Machinery Equipment (US\$ B)



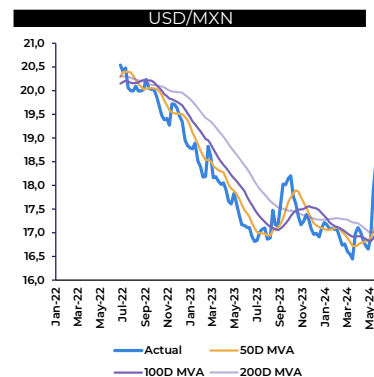
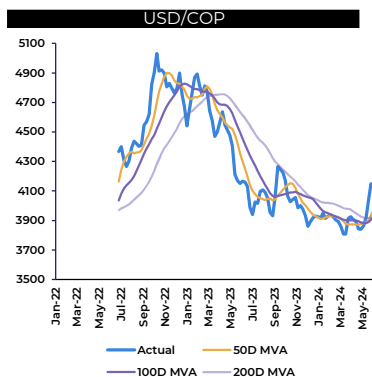
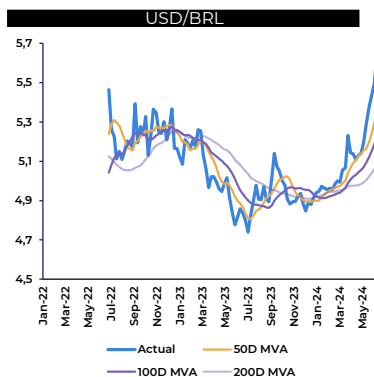
Crude Oil (US\$ Bi)



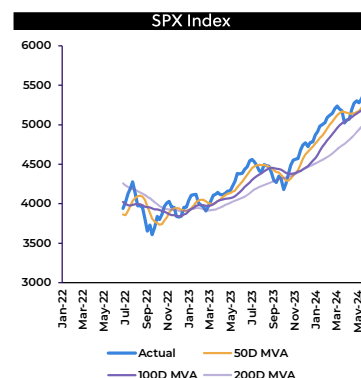
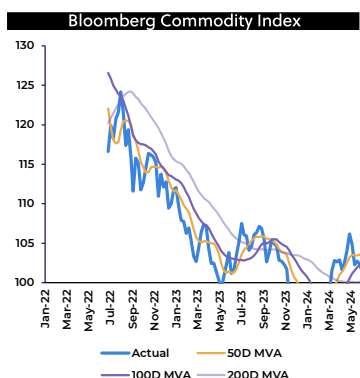
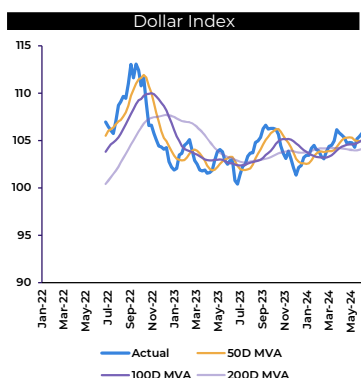
Source of this report: Bloomberg

Top Charts

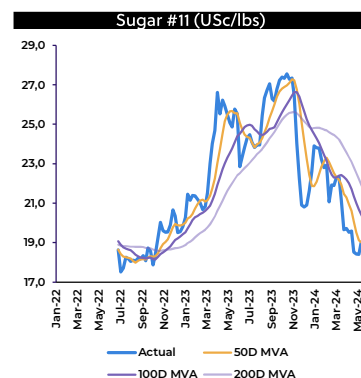
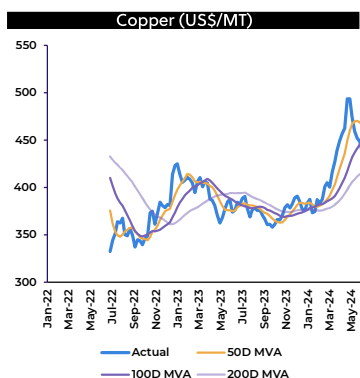
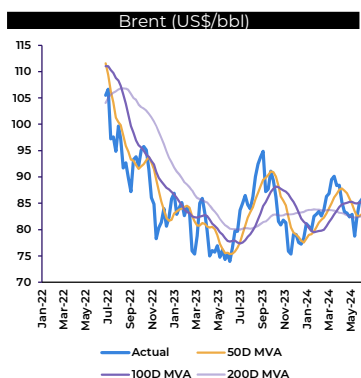
Currency Pairs



Major Indexes



Commodities



Source of this report: Bloomberg